

Toward Artificial Intelligence by using DNA molecules

Yasuhiro Suzuki

*Graduate School of Informatics, Nagoya University, Furocho
Chikusa, Nagoya city 464-0814, Japan*

Rie Taniguchi

*Graduate School of Informatics, Nagoya University, Furocho
Chikusa, Nagoya city 464-0814, Japan
E-mail: ysuzuki@nagoya-u.jp
<http://ysuzuki.info>*

Abstract

Molecule Robotics have been realized by using bio molecules such as DNA, proteins, for example in Molecular Robotics Research Project [2012-17, JSPS]; bio molecules, such as DNA or proteins are highly structured and they already have a kind of “intelligence” and adapt environment change. Hence, we have tried to extract their “ability” and induce Intelligence artificially. We have used well-known DNA reactions, *Seesaw gate reaction* and we found that DNA molecule can senses concentration of single strand input sequence or quasi-input (mismatch, point mutation, including sequence) and chooses higher concentration one; this result shows DNA molecule (short DNA sequence) can adapt its environment.

Keywords: DNA computing, Molecular Robotics, Strand Displacement Reactions

1. Introduction

Adelman solved Hamilton Path Problem by using a computer, which was synthesized by DNA molecules. His research opens up novel era of molecular computing. DNA computing has evolved as a method of Bonino technology and realized a molecular robot.

For example, S. Nomura’s team has chemically implemented a molecular robot [1]. This robot is composed of bio molecules, which is composed of a body, an actuator, and an actuator-controlling device (clutch); whose body is composed of a lipid bilayer, the actuator consists of proteins, kinesin, and microtubules and the clutch is made of designed DNA molecules. This clutch transmits motor proteins generated force to

the membrane and the shape of body to be changed. Gears of clutch is changed by a signal molecule composed of sequence-designed DNA.

2. Molecular Artificial Intelligence

Artificial Intelligence has developed on electrical device, where every information is coded as electrical signals. On the other hand, in a molecular robot every information is coded as chemicals such as DNA or proteins. Hence, if we can realize Artificial Intelligence by using chemicals, we will be able to give intelligence to the molecular robots.

© The 2018 International Conference on Artificial Life and Robotics (ICAROB 2018), Feb. 1-4, Oita, Japan

2.1. Abstract Chemical Reactions by DNA

Several logical gates have realized by using DNA [quian]. Various simulations of Abstract Chemical Reactions, ACR based on Chemical kinetic have been made by using the DNA logical gates [3]. For example, ???et. al. chemically implemented the Lotoka-Vorterra, LV model and showed that their reaction can realize the same behavior to analytic solution of LV modeled by differential equations.

Quian et.al., have proposed collection of DNA reactions as a “tool box” to implement ACR by using DNA; they showed that an Artificial Neural Network can be implemented by using the tool box [3].

3. Intelligence of Molecular Robot

Philosopher, prof. Kazuhisa Todayama has argued a possible development of philosophy as Concept Engineering. Concept engineering provides novel concept based on thinker’s assets. For example, in the case when we have to face with difficult problems such as create a regulation for robots in order to ready for a case when a fully autonomous intelligent robot kill a human. In such a case, philosophers can provide wide varieties of concepts in different aspects and they can support to create a novel concept through collaborating with specialists and citizens. Todayama points out that Human right is a legacy of concept engineering, which has invented by philosophers based on the asset of philosophy[2,3].

3.1. How to create intelligence in molecular robots

Todayama proposed how to create intelligence in a molecular robot from concept engineering view point; if we let the molecular robot free as possible as we can and if the robot can have own purpose, intelligence to be emerged, where any purpose is granted and no matter how it is simple or not, it is important to have its own purpose. In order to create molecular AI, we give a purpose to a robot, which is maintaining the self.

4. Methods

Chemical reactions in the toolbox are mainly modification of the toehold strand displacement reaction of DNA. Strand displacement reaction is initiated from a complementary single-stranded domains and branch

migration process exchanges a single strand DNA with double strand DNA through random-walk like; the complementary single-stranded domains is called as toeholds. In this reaction, at least one single stranded nucleic is released and this released strand can evoke downstream reactions. Since branch migration does not change the free energy during the reaction of exchanging strand pairs, it can be described by a random walk process with equal transitions probabilities of displacement in both directions at each position of the branch point [5].

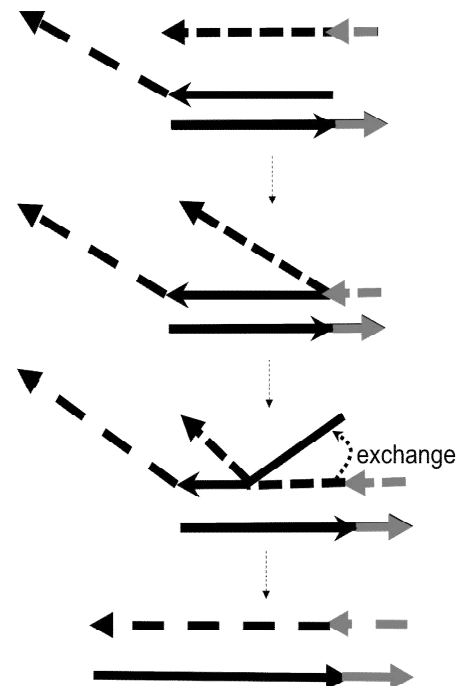


Fig.1. Strand displacement reaction; In this example, the short strand, which is denoted as an arrow binds to the toehold domains, through branch migration process across region 2, the strand is displaced and freed from the complex.

In order to implement molecular AI, we modified the Seesaw gate reaction [4]; since this reaction is self-maintaining reaction, we can give the reactions a purpose as self-maintaining. This reactions are composed of basically two strand displacement reactions; $\text{input} + \text{gate:fuel} \leftrightarrow \text{gate:input} + \text{fuel}$ (1) and $\text{gate:input} + \text{output} \leftrightarrow \text{gate:output} + \text{input}$ (2); in order to confirm the reactions circulate, we add the reaction, $\text{fuel} + \text{gate:marker} \leftrightarrow \text{gate:fuel} + \text{marker}$ (3).

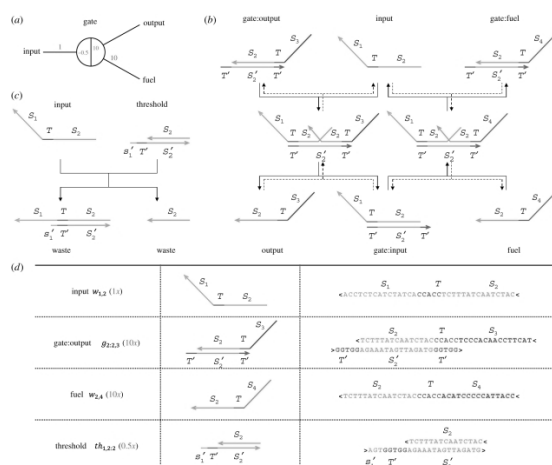


Fig. 2. Seesaw gate reaction: (a) Abstract gate diagram. Red numbers indicate initial concentrations. (b) The DNA gate motif and reaction mechanism. S_1 , S_2 , S_3 and S_4 are the recognition domains; T is the toehold domain; T_0 is the Watson–Crick complement of T , etc. Arrowheads mark the 3' ends of strands. Signal strands are named by their domains from 30 to 50. All reactions are reversible and unbiased; solid lines indicate the dominant flows for the initial concentrations shown in (a), while the reverse reactions are dotted. (c)

5. Result

From biochemical experiments, we observed that when we added non-mutated input and mutated input, system select higher concentration one (Fig.3). And we also confirmed behaviors in the time series of concentration of normal input and mutated input sequences showed oscillations (Fig.3). And when the concentration decreases, the concentration of another input increases, hence we conjecture that the because of system select higher concentration one, selected input sequences are switched among non-mutated and mutated input sequences. These results illustrate that the system made of DNA reaction networks are able to select input sequences in higher concentration so it will able to adapt the environmental change. Therefore, from Biological and philosophical points of views, this system realizes molecular Artificial Intelligence (Fig.3).

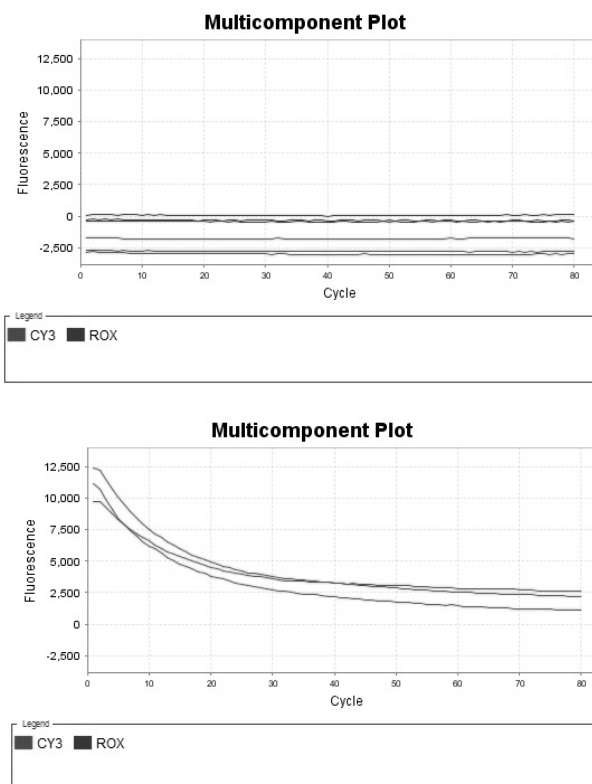


Fig. 3. Time series of concentration of Input sequences obtained by the real time PCR: top) input sequence in bulk water only, below) Input sequence without toehold and gate:fuel, the concentration of Input sequences decreased through binding to gate:fuel sequences.

Acknowledgement

I am deeply grateful to prof. Kasuhisa Todayama, Nagoya University. This research has supported by Grant in Aid for Scientific Research (KAKENHI) No. 15K00268, 16H03093 and 15K02105.

References

1. Y. Sato, et.al., Micrometer-sized molecular robot changes its shape in response to signal molecules *Science Robotics* 01 Mar 2017: Vol. 2, Issue 4, eal3735
2. R. G. Millican, *Varieties of Meaning*, (MIT press, 2002).
3. K. Todayama, *Tetsugaku Nyumon* (in Japanese, introduction to philosophy, Chikuma shobo publishing, 2014)
4. L.Qian and E. Winfree, A simple DNA gate motif for synthesizing large-scale circuits, *J R Soc Interface*. 2011 Sep 7; 8(62): 1281–1297.
5. Luis P. Reynaldo, et.al., The Kinetics of Oligonucleotide Replacements, *J. Mol. Biol.* (2000) 297, 511–520